

Nevada Veterinary Licensing Requirements



Board Applications

1. Application

Apply online for fastest processing or by mailing the paper application found [here](#).

Requirements

- 1. Graduates of AVMA accredited veterinary colleges:** Submit official copy of your transcript OR notarized copy of your diploma. Digital versions acceptable if sent directly from your school. Your transcript must include your degree earned.
 - a. **Graduates of non-AVMA accredited schools:** Submit proof of completing the ECFVG program. Nevada does not accept the PAVE.
- 2.** Must submit passing score on the NAVLE (425 or higher) or the NBE and CCT. You can transfer your scores using the [AAVSB's VAULT service](#) for a fee of \$99.
- 3.** You must complete the Child Support portion of the application even if you are not under court order for child support. If you are under such a court order and are not in compliance with it, you are ineligible for a license or renewal.

2. Relevant Fees

- 1. Application Fee: \$200.00**
 - a. Pay by Check or Money Order. Cash payments not accepted.



3. Verification of Existing Licenses

1. Have Letters of Good Standing emailed to mail@vetboard.nv.gov by the licensing agency anywhere you're currently or have ever been licensed.


4. Mandatory Documentation

1. 2" by 2" photograph of face

5. Additional Required Testing

1. Nevada State Jurisprudence Exam

- a. Once your completed application is received, you will receive an email with instructions for taking the Jurisprudence Exam.
- b. You must score 90% or higher to pass.



Renewal, Reinstatement, and Reactivation

1. Licenses must be renewed every two years by June 30th of odd-numbered years.
 - a. Renewal application found [here](#).
 - b. Renewal Fee: **\$500**.
 - c. If your renewal is not received by 6/30, a \$50 per month late fee will be assessed on July 1st and again on August 1st.
 - d. Licenses not renewed by August 31st will be forfeited and must be reinstated.
2. Reinstatement application found [here](#). Reinstatement fee: \$300.
 - a. Must submit proof of 40 hours of completed CE in the last two years.
 - b. Must submit a letter of good standing from any state in which you're currently or have ever been licensed.
3. Reactivation application found [here](#). Reactivation fee: \$120 fee.
 - a. Must submit proof of 40 hours of completed CE in the last two years.

CE Requirements:

1. **40 hours** of CE are required every 2-year renewal period.
 - a. You are exempt from CE requirements for your first renewal.
2. A list of approved CE providers can be found [here](#) along with other CE resources.
 - a. A maximum of 20 CE hours may be performed online.
 - b. You can receive CE credit for instructing or presenting an approved CE course.
3. It is recommended you keep all records of your CE for four years as the Board may perform random audits.

Temporary License

VGAL (Veterinary Graduate Awaiting Licensure) Permit: For applicants enrolled in the ECFVG program awaiting completion OR applicants enrolled in an AVMA-accredited veterinary college waiting to take or pass the NAVLE.


1. \$200 Application Fee.
2. Valid for 1 year, allows you to practice under the supervision of a licensed veterinarian.
3. Must submit confirmation you are signed up to sit for the NAVLE or CPE exam.
4. If you are currently enrolled in the ECFVG program, you must request the AVMA submit verification of your enrollment to the Board.
5. To apply for an extension, you must submit a new application to the Board.
6. VGAL doctors must inform patients you are not fully licensed in Nevada, and you cannot dispense or prescribe medications.

Temporary License: If you hold an active license in good standing in another state, US territory, or Washington D.C., you can apply for a temporary license using this [application](#).


1. \$100 Application Fee.
2. Temporary License allows you to practice for 10 consecutive days. You must submit your planned dates of practice and address where you will be practicing in advance.
 - a. Temporary permits cannot be extended or renewed, and you can only be granted up to two temporary permits in a single year.
3. With your application, submit:
 - a. Official copy of transcript/diploma OR ECFVG certificate
 - b. 2" by 2" photograph
 - c. Documentation of any other US licenses held

FAQ:


How long does it take to get licensed?

 Once applications are complete, the office staff will issue a license by mail within 3 to 5 business days. You will also receive your licensure information by email, which can be used to practice until the paper license arrives by mail.

What is the Species Specific Exam, and do I need to take it?

 The Species Specific Exam is a test that is administered by the International Council for Veterinary Assessment (ICVA). The exam is only administered to licensees that have not taken the NAVLE or NBE/CCT within 5 years of applying to Nevada and have disciplinary action in another state. Information can be obtained [here](#). Diplomates are not required to take the SSE regardless of when they took the national exam.


How do I sign up for the NAVLE?

 The NAVLE is the national exam for veterinarians that is accepted for Nevada licensure. The test is administered by the ICVA (International Council for Veterinary Assessment), and information can be obtained [here](#).



FAQ Continued:

What qualifies as an “official document?”

 An official document generally means that it is being provided directly from the issuing institution. The following application documents must be official :

1. **Transcripts:** Must be emailed or mailed directly from the issuing school.
2. **Test scores:** Must be emailed or mailed directly to the Board office from the test administrators (AAVSB or ICVA).
3. **Letters of Good Standing:** Must be emailed or mailed directly from the issuing state.

Contact

State of Nevada Board of Veterinary Medical Examiners

4600 Kietzke Ln., Suite. 0 - 265
Reno, NV 89502

Email: Questions - vetbinfo@vetboard.nv.gov, Documents - mail@vetboard.nv.gov

Phone: (775) 688-1788

Fax: (775) 688-1808

Please check your local requirements as state and national guidelines may have changed since last updated on 7/31/2023.